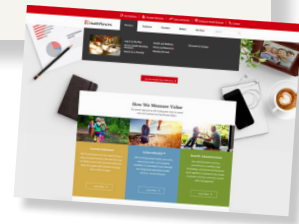


SUBMIT CLAIMS ONLINE

submit claims online

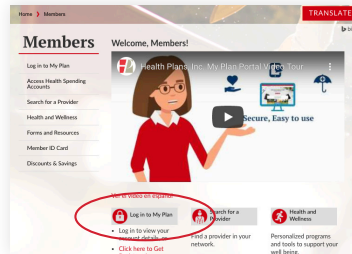


Get quick access to submit claims online through *My Plan*. If you do not yet have a *My Plan* account, you can register for an account using your Member ID.

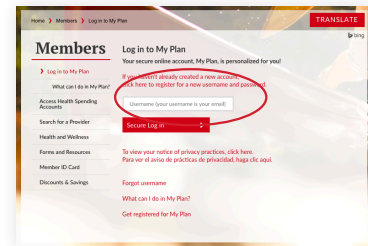


1 Go to **healthplansinc.com** and select **Members**.

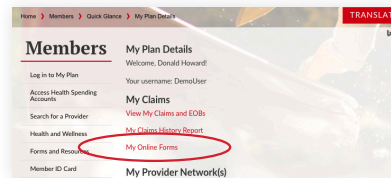
From the *Members* page, click the link to **Log in to My Plan**.



2 Enter your username and password to log in to *My Plan*. If you do not already have a *My Plan* account, you can follow the link to create a new account from this page.

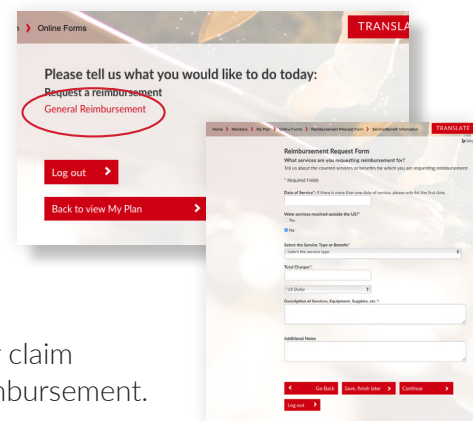


3 On your *My Plan* page, select the link to **My Online Forms** under **My Claims**.



4 Select the link for **General Reimbursement**

Follow the instructions to complete the form fields with information about your claim and upload any supporting documentation.



5 After completing the form fields and reviewing your claim information, click **Submit** to send your claim for reimbursement.



Have questions? Contact HPI Customer Service at the phone number or website listed on the back of your member ID card.